



Ipswich City Council

# WHAT A WASTE!

ENVIRONMENTAL EDUCATION PROGRAM

**Activity Booklet**





Information in this publication may be copied for schools or community groups for environmental education purposes only. Enquiries about reproducing for organisations outside of schools and community groups, should contact Ipswich City Council.

**For copies of this resource book contact:**

Ipswich City Council  
Works, Parks and Recreation  
Environmental Education Officer  
PO Box 191  
Ipswich QLD 4305

**Phone |** (07) 1300 IPSWICH (1300 477 942) or (07) 3810 6666

**[www.ipswich.qld.gov.au](http://www.ipswich.qld.gov.au)**

© Ipswich City Council, Department of Works, Parks and Recreation, Environmental Education 2013



# CONTENTS

‘What a Waste’ Activity Book .....	2
ACTIVITY 1   What’s Inside Your Recycling Bin? .....	3
ACTIVITY 2   Match the Waste to the Bin .....	4
ACTIVITY 3   Plastic Polly at the Recycling Factory .....	5
ACTIVITY 4   Find the Litter.....	6
ACTIVITY 5   Nude Lunches .....	7
ACTIVITY 6   Draw Your Pollution Free Habitat.....	8
ACTIVITY 7   Design Your 3D Bin.....	9
ACTIVITY 8   Compost and Worms.....	11
ACTIVITY 9   Compost Creatures.....	12
ACTIVITY 10   Happy Plants .....	13
ACTIVITY 11   Word Search .....	16
ACTIVITY 12   Crack the Code.....	17
ANSWERS.....	18





# ‘WHAT A WASTE!’ ACTIVITY BOOK

Welcome to Ipswich City Council’s ‘What a Waste!’ Activity Book.

Rubbish is a problem to the health of local environments. There are many natural environments located in Ipswich including school grounds, the local park and waterways. Ipswich’s Conservation Estates, Parks and Reserves are also important natural environments.

The actions you can take will help to create a healthier environment for all! Complete these activities and enjoy learning more about ‘The Four R’s’ - Reduce, Reuse Recycle and Rethink.





# WHAT'S INSIDE YOUR RECYCLING BIN?

Which of these things can go in the recycling bin?

Draw a line to show what can go in the recycling bin and place a cross **X** next to the things that cannot be recycled.





# MATCH THE WASTE TO THE BIN

Can you match the rubbish to the correct bin?

Make sure to consider recycling and composting!






# PLASTIC POLLY AT THE RECYCLING FACTORY

Plastic Polly has been put into a recycling bin.

She will go to the recycling factory to be made into something new.

Join the dots to see what Polly looks like now.



## FIND THE LITTER

People have been dropping litter on the ground, making a big mess!

Draw a circle around each piece of litter you can see.



How many rubbish bins can you see?



# NUDE LUNCHES

## What is a nude lunch?

Nude lunches are important in helping the environment. Nude lunches reduce the amount of rubbish from your lunch using food containers and being a smart shopper.

- 1 Place a cross **X** next to the non-reusable items in the lunchboxes.
- 2 Circle the 'nude' lunchbox.



**How many non-reusable waste items can you see?**



## DRAW YOUR POLLUTION FREE HABITAT

**Healthy environments provide homes for our wildlife.**


Pollution is dangerous to our wildlife and the health of parks and environments. Select a native Australian animal and using the empty space below, draw your perfect habitat for the native wildlife, without the rubbish.





## DESIGN YOUR 3D BIN

Putting our waste in the bin plays a very important role in protecting the health of our environment, including wildlife, plants, schools, home, parks and the bush!



1. First, select a type of bin (eg. refuse/general waste, recycling or green waste).
2. Create your design and decorate the bin.
3. Use the next page to find the correct rubbish items to put into your miniature bin.
4. Try and make your design the most creative so it will stand out amongst all those other bins!








# COMPOST AND WORMS

Worms like lots of different foods but there are some things they don't like to eat.

Can you spot the food the worms will eat? Draw a line for all the correct food items to the worm farm and mark a cross **X** next to the things that should not be fed to worms.





## COMPOST CREATURES

Help Mr Worm and Mr Bug get through the compost maze to their apple cores for lunch.


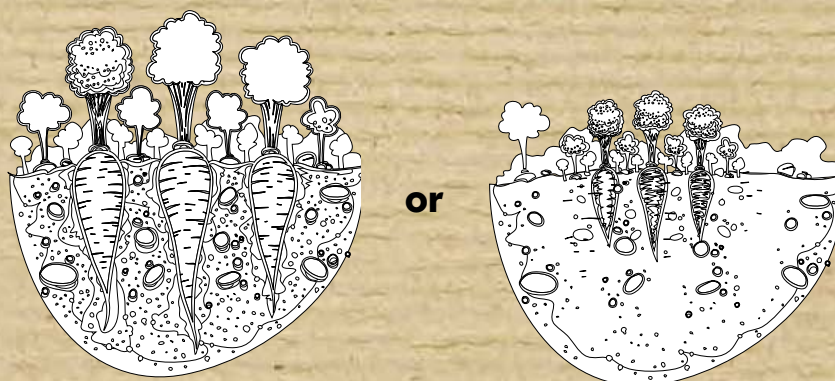





# HAPPY PLANTS

Plants love compost and worm castings.

Draw a circle around the plants that have been given compost or worm castings.





# DON'T BE A



# LITTER BUG!



**WAIT TO  
FIND A BIN**



**TO PUT THE  
LITTER IN!**



## WORD SEARCH

Q	S	I	N	L	T	E	R	S	M	T
P	D	R	E	D	U	C	E	F	L	N
C	F	K	O	I	G	O	U	Y	W	E
O	X	W	S	T	V	R	S	H	Z	M
M	R	E	C	Y	C	L	E	P	C	N
P	O	L	L	U	T	I	O	N	D	O
O	G	P	A	D	M	W	W	L	K	R
S	L	J	B	R	Q	H	A	O	I	I
T	Y	B	V	I	Y	E	G	S	X	V
O	Z	C	D	T	N	L	T	F	T	N
G	R	E	E	N	D	I	R	P	J	E

REDUCE

RECYCLE

REUSE

WASTE

ENVIRONMENT

COMPOST

GREEN

BIN

POLLUTION






























# CRACK THE CODE

To become a 'Waste Ambassador', we must all put our waste in the bin.

Sadly, when rubbish is not correctly put in the bin, it can enter our creeks, rivers and oceans. This can harm our environment and the wildlife living in these areas. It also makes our parks and schools look dirty!

In order for you to become a 'Waste Ambassador', use the key below and match the letters to the pictures, to unlock the hidden message. Let's work together to care for our environment.

<b>A</b> 	<b>G</b> 	<b>M</b> 	<b>S</b> 	<b>Y</b> 
<b>B</b> 	<b>H</b> 	<b>N</b> 	<b>T</b> 	<b>Z</b> 
<b>C</b> 	<b>I</b> 	<b>O</b> 	<b>U</b> 	<b>!</b> 
<b>D</b> 	<b>J</b> 	<b>P</b> 	<b>V</b> 	
<b>E</b> 	<b>K</b> 	<b>Q</b> 	<b>W</b> 	
<b>F</b> 	<b>L</b> 	<b>R</b> 	<b>X</b> 	







## Activity 4 | Page 6



Activity 5 | Page 7



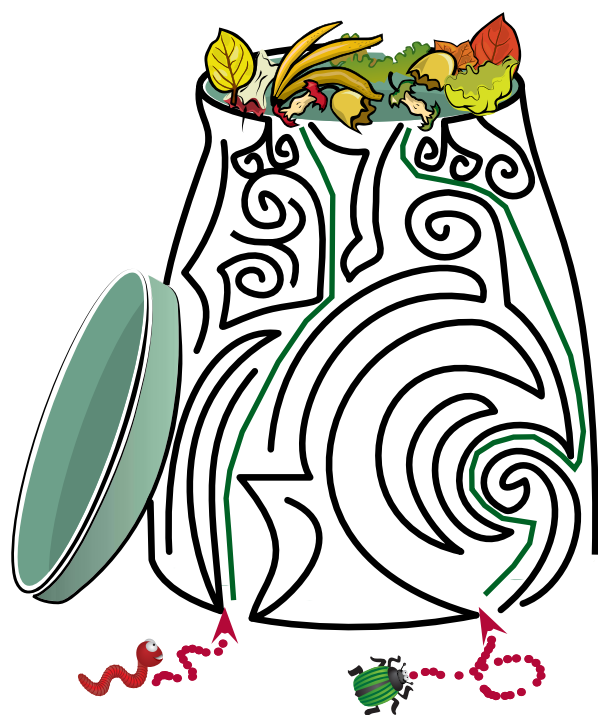
3

Activity 8 | Page 11

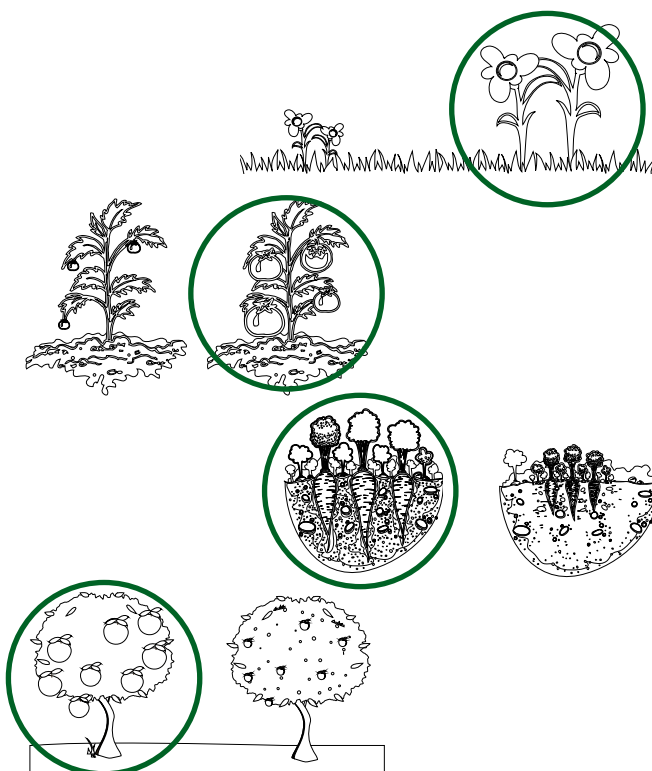


7

Activity 9 | Page 12



Activity 10 | Page 13





# Activity 11 | Page 16

Q	S	I	N	L	T	E	R	S	M	T
P	D	R	E	D	U	C	E	F	L	N
C	F	K	O	I	G	O	U	Y	W	E
O	X	W	S	T	V	R	S	H	Z	M
M	R	E	C	Y	C	L	E	P	C	N
I	O	L	L	U	T	I	O	N	D	O
O	G	P	A	D	M	W	W	L	K	R
S	L	J	B	R	Q	H	A	O	I	
T	Y	B	V	I	Y	E	G	S	X	Y
O	Z	C	D	T	N	L	T	F	T	N
G	R	E	E	N	D	I	R	P	J	E

# Activity 12 | Page 17

R	E	D	U	C	E	R	E	U	S	E
R	E	C	Y	C	L	E	A	N	D	
R	E	T	H	I	N	K	!			



# EnviroEd

## FREE environmental education

Council also offers programs through EnviroEd, an initiative from the Ipswich Enviroplan consisting of FREE environmental education for schools, community groups and Ipswich families.

- School education programs – lessons developed for inside and outside the classroom
- Holiday programs – Kids Go Wild holiday workshops in Queens Park
- Education in Queens Park – Environmental Education Centre and Ipswich Nature Centre open to the public

**For more information contact  
Ipswich City Council  
(07) 3810 6666**







**IPSWICH CITY COUNCIL**

**PO Box 191**

**Ipswich Qld 4305**

**T | (07) 3810 6666**

**F | (07) 3810 6731**

**E | [council@ipswich.qld.gov.au](mailto:council@ipswich.qld.gov.au)**

**W | [ipswich.qld.gov.au](http://ipswich.qld.gov.au)**